


AQUAPURA INVERTER 14HT

HEATING & COOLING +
DOMESTIC HOT
WATER



**AEROTHERMY
HEAT PUMP.**
LATEST GENERATION
OF HEAT PUMP
WITH NEW R290
NATURAL
REFRIGERANT.



THE LATEST GENERATION OF AEROTHERMIC HEAT PUMPS

WITH NATURAL REFRIGERANT R290

ENERGIE.PT



Use a natural refrigerant with less global warming potential.



Generates low levels of noise, almost imperceptible from a few metres away when in operation.



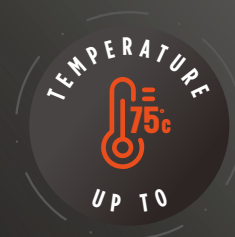
The system contains no fluorinated gases, it is 100% hydraulic.



Guaranteed high performance regardless of the use: heating, cooling or production of DHW.



The equipment has an ABS polymer-coated exterior designed to provide protection against corrosion.



The equipment can reach temperatures of over 70°C making it the ideal solution for replacing boilers.



Efficiency class A+++ and a SCOP coefficient of over 5 give the equipment one of the highest levels of efficiency on the market.



INTUITIVE TOUCH CONTROL



HEATING & COOLING + PRODUCTION OF DHW

1. ON/OFF
2. Operating mode
3. Temperature
4. Setpoint
5. Keyboard blocking
6. Menu



COMPATIBLE WITH THE THERMOBOX RANGE

The INVERTER 14HT is compatible with the Aquapura THERMOBOX range of equipment! These models, part of ENERGIE's ALL-IN-ONE line, consisting of just 2 units, one outer and one inner, are 100% hydraulic. All the components of the equipment are housed in the inner unit, resulting in a versatile and compact solution. Ideal for multi-family homes and dwellings.



MAXIMUM
RETURN ON
INVESTMENT

NEW CLIMATE SOLUTION

All that is needed is to have a substructure of water terminals, namely radiators, invisible radiant heating or fan coils, to be able to enjoy this new solution for Heating & Cooling and Domestic Hot Water production.

FUNCTIONING

PRINCIPLE

ENERGIE.PT

There is a refrigerant fluid that is pumped into an external heat exchanger (evaporator). Here the fluid absorbs energy from the environment due to the temperature differential achieved outside. During this process, the fluid changes state and becomes vapour. The gaseous fluid is aspirated by the mechanical part of the system, the compressor. Here it is compressed, the pressure rises and consequently the fluid temperature rises. The fluid then travels to a second internal heat exchanger (condenser) and transfers the heat it transports to the house's heating system. The fluid goes back to the liquid state by cooling. The fluid pressure is reduced due to throttling that occurs in the expansion valve and the process starts over again.

INVERTER HEAT PUMPS

STAND OUT FOR THEIR HIGH PERFORMANCE

Heat pumps are prepared for heating and cooling as well as domestic water heating. These solutions stand out for their high energy efficiency, which makes them capable of achieving an energy rating up to A+++ for heating. They also stand out for their ability to integrate with other heating systems and easy installation.

HIGH LEVEL OF EFFICIENCY

DOMESTIC HOT WATER PRODUCTION

The heat from the environment is indirect solar energy, stored in water, air and soil. The heat pump will extract heat precisely from these heat sources for later use in your home's climate. Air/Water heat pumps with high energy efficiency INVERTER technology are a modern, efficient and clean solution that guarantees the comfort of your home, always respecting the environment.

It's a smart way to use nature's resources to improve your quality of life. By adopting one of these solutions, you will be making a serious commitment to the issue of reducing harmful emissions to our atmosphere, thus contributing to the planet's natural balance. The Air/Water heat pumps with INVERTER technology were developed to meet the needs of both domestic and industrial use, for climatization (heating and cooling) and Domestic Hot Water solutions (DHW).

CONSUMPTION OF PRIMARY ENERGY

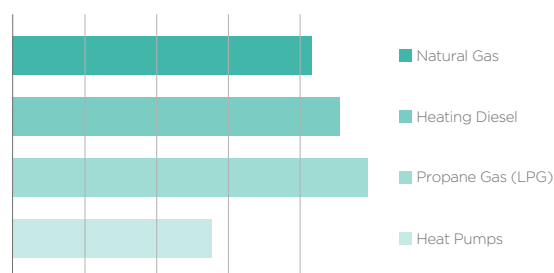
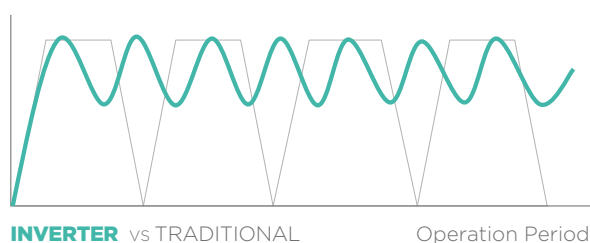


CHART OF ENERGY CONSUMPTION

KEY FEATURES

- The highest efficiency on the market
- Heating and/or Cooling
- Reduced maintenance and low operating noise
- Operation at outdoor temperatures down to -25°C
- Manufactured with a corrosion-resistant ABS coating
- Domestic Hot Water Function

DC INVERTER TECHNOLOGY



DC INVERTER technology is different from any other technology existing on the market because it has a compressor with the capacity to vary the operating frequency, meeting the exact needs of climatization comfort at home. This achieves greater savings in energy consumption.

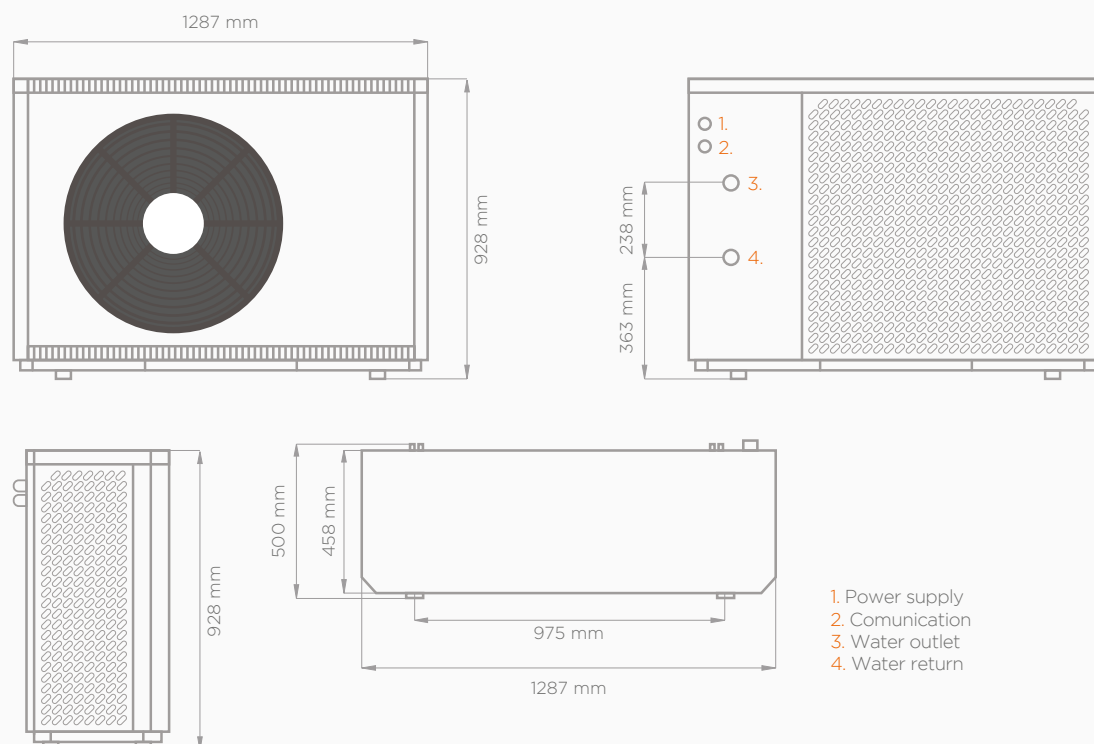
TECHNICAL DATA (Outdoor Unit)			AQUAPURA 14HT (INVERTER P6-16)
Power Supply			230V~/50Hz
Power Supplied	Heating (Nom./Max)	kW	11.85-15.75
	Cooling (Nom./Max)	kW	7.85-11.61
Power consumed	Heating (Nom./Max)	kW	2.36-4.67
	Cooling (Nom./Max)	kW	1.98-4.98
COP ¹	Nominal		5.02
ERR ²	Nominal		3.96
Energy efficiency class at 35 °C ³			A+++
SCOP Seasonal efficiency at 35 °C ³			5.13
Energy efficiency class at 35 °C ³			A+++
SCOP Seasonal efficiency at 55 °C ³			3.97
Maximum consumption power	kW		5,3
Maximum consumption current	A		24,5
Refrigerant (R290) / CO ₂ Eq.	kg/Ton		0,85 / 0,00255
Compresor			DC Inverter
Sound power at 1m	dB(A)		42
Sound power	dB		58
Hydraulic Connections Diameter	Inches		1"
Circulator			Integrated
Water flow (min)	m ³ /h		1,7
Hydraulic circuit load loss	kPa		45
Dimensions	(AxLxP)		1287x928x500
Weight	kg		160

¹ Air temperature (DB/WB) 7°C/6°C; Water temperature (inlet/outlet) 30°C/35°C | ² Air temperature (DB/WB) 35°C/24°C; Water temperature (inlet/outlet) 12°C/7°C | ³ In compliance with EN14825 and Delegated Regulation (EU) No. 812/2013

TECHNICAL DATA THERMOBOX DHW (Indoor Unit)		200	270
Heating Time (Δt=35°C)	hh:mm	00:28	00:37
COP / SPF ⁴		3,32	3,36
Consumption Profile ⁴		L	XL
Energy-Efficiency ⁴	%	139	140
Quantity of Hot Water Available (40°C) ⁴	L	258	332
Energy Class ⁴		A+	A+
DHW Maximum Temperature AQS	°C	55	55

⁴ A14/W10-54, in compliance with EN16147 and Delegated Regulation (EU) No. 812/2013

Equipment: **Inverter 14HT**



This flyer has been created for information purposes only and does not constitute a contractual offer for ENERGIE EST Lda. ENERGIE EST Lda. has compiled the contents of this flyer to the best of its knowledge. No express or implied guarantee is given regarding the completeness, accuracy, reliability or fitness for a particular purpose of its content and the products and services it presents. Specifications are subject to change without notice. ENERGIE EST Lda. explicitly rejects any direct or indirect damages, in its broadest sense, resulting from or related to the use and/or interpretation of this flyer. ROVO/2021



Project co-financed by:



Zona Industrial de Laúndos
Lote 48, 4570-311 Laúndos
Póvoa de Varzim, Portugal
EMAIL energie@energie.pt
SITE www.energie.pt

Follow us on:
ENERGIE PORTUGAL
   

Authorized dealer