

# AQUAPURA MONOBLOC

DOMESTIC  
HOT WATER



**DOMESTIC HOT WATER  
HEAT PUMP.**

HIGH LEVEL OF EFFICIENCY  
FOR THE PRODUCTION OF  
DOMESTIC HOT WATER IN  
YOUR HOME!



# AQUAPURA MONOBLOC

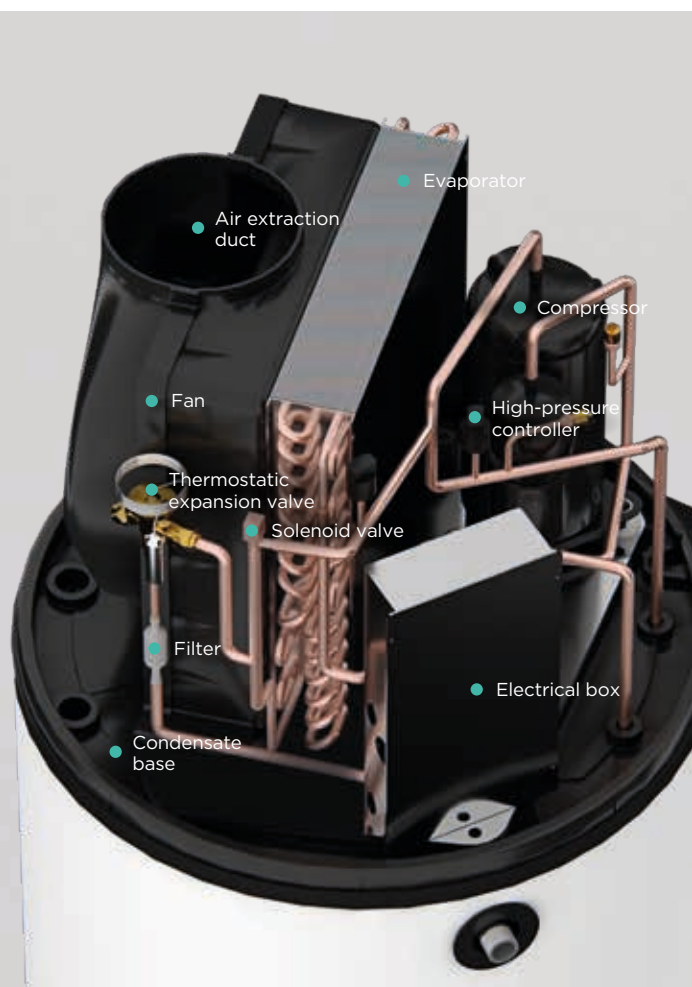
A COMPACT  
EQUIPMENT FOR  
HOT WATERS

 PORTUGUESE MANUFACTURING



DHW AT 60°C  
THROUGH  
RENEWABLE  
ENERGY

- Stainless steel cylinder
- Minimum occupied space at home
- High level of efficiency and ecology
- Quiet operation
- Time schedule with Chrono function
- Easy installation
- Smart photovoltaic function
- Anti-legionella function
- Controller with software in 6 languages
- Dehumidify small spaces
- Optional solar coil





## + ROBUST

The new AQUAPURA MONOBLOC heat pumps have a modern design, exterior finish in high impact polymer, combined with components that give it greater longevity, thermal and acoustic insulation, prepared for the placement of Ø160 and Ø190 ducts.



## + SILENT

Equipped with a maximum efficiency centrifugal fan, integrated into a ventilation box designed for minimal noise, with a sound pressure of 36dB(A) 2m.



## + ERGONOMICS

Compact equipment, with stainless steel tank and easy access hydraulic connections, ensuring greater flexibility in installation. The 200 and 270 litre models can be integrated into a 60x60 cm cabinet.



## + EFFICIENCY

They feature a high level of efficiency, giving the entire range the A++ energy class, with one of the highest performance coefficients on the market (COP = 3.9 for the 270 litre model according to EN16147, air at 14°C and water heating from 10°C to 54°C).

# ELECTRONIC CONTROLLER

## DOMESTIC HOT WATER PRODUCTION



1. Compressor. 2. Fan. 3. Electrical resistance. 4. Disinfect. 5. Defrost. 6. Solar function. 7. Alarm.

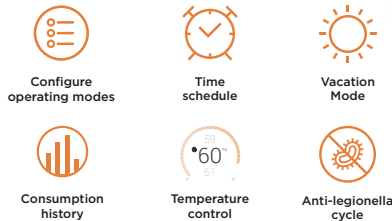
### DIFFERENT TYPES OF INSTALLATION



CAPACITIES 200, 270, 300, 500L




NEW APP NOW AVAILABLE SMART LIFE



APP DEVELOPED BY ENERGIE



TECHNICAL DATA		200i	200ix	270i	270ix	300i	300ix	500ix
Power Supply	V-/Hz	220-240/50						
Thermal Power Provided		1800	1800	1800	1800	1800	1800	3000
Electric Power Consumed	W	400-700	400-700	400-700	400-700	400-700	400-700	700-980
Electric Support Power		1500	1500	1500	1500	1500	1500	2000
COP* (EN16147)	COP	3.72	3.72	3.91	3.91	3.84	3.84	3.61
Energy Efficiency <sup>1</sup>		154	154	161	161	160	160	150
Heating Time <sup>1</sup> (EN16147)	h:mm	04:36	04:36	05:57	05:57	05:42	05:42	06:48
Qty. Water withdrawn at 40°C (EN16147)		251	245	323	317	362	355	591
Sound Pressure at 2m	dB(A)	36						
Ecological Refrigerant		R134a / 1,2						
	Energy Efficiency Class	A++	A++	A++	A++	A++	A++	A+
	Consumption Profile	L	L	XL	XL	XL	XL	XXL

DIMENSIONS/WEIGHT/DUCT		200i	200ix	270i	270ix	300i	300ix	500ix
Dimensions (ø/Height)	mm	580/1695	580/1695	580/1970	580/1970	650/1860	650/1860	700/2230
Weight		60	62	67	75	75	78	125
Ducts Diameter	ø mm	160/190	160/190	160/190	160/190	160/190	160/190	160/190

CYLINDER		200i	200ix	270i	270ix	300i	300ix	500ix
Nominal Capacity	L	200	195	270	265	300	295	460
Maximum Operating Pressure		7	7	7	7	7	7	7
Material		Stainless steel <sup>2</sup>						
Insulation		High Density Polyurethane						
Corrosion Protection		Magnesium Anode						
Auxiliary Coil(Comp./ø)		-	10/25	-	10/25	-	10/25	21/25
Hydraulic Connections, Inlet/Outlet		3/4"	3/4"	3/4"	3/4"	3/4"	3/4"	1"
Coil Connections		-	1"	-	1"	-	1"	1"

OPERATING CONDITIONS		200i	200ix	270i	270ix	300i	300ix	500ix
Temp. Water Max. (Heat Pump / Boost Mode)	°C	60 / 70	60 / 70	60 / 70	60 / 70	60 / 70	60 / 70	60 / 70

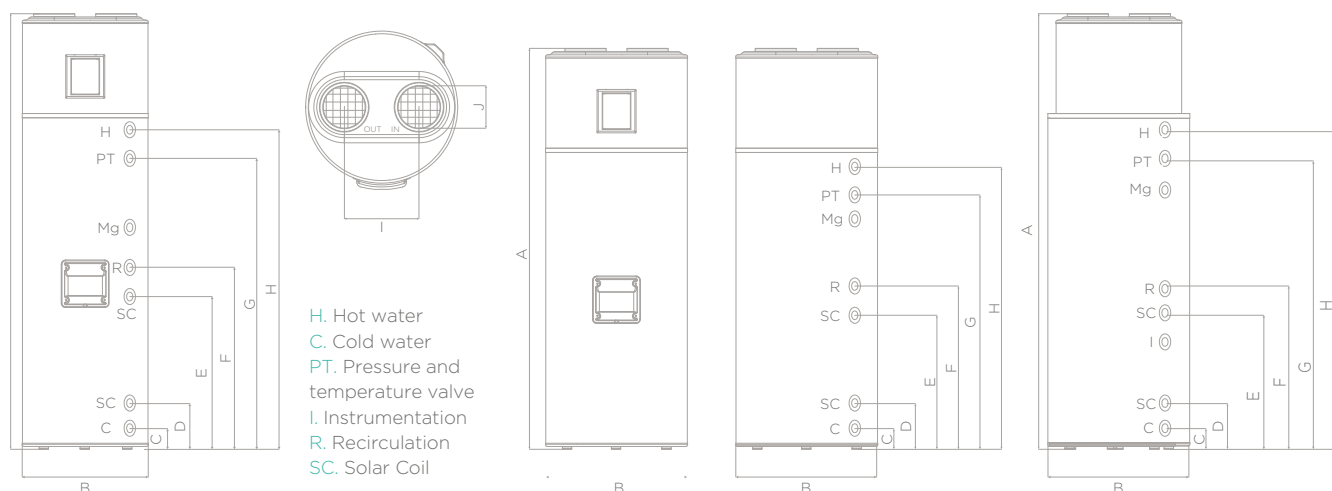
<sup>1</sup> EN16147: Water heating from 10°C to 54°C (Air temperature 14°C) | <sup>2</sup> High corrosion resistance

DIMENSIONS mm	200i	200ix	270i	270ix	300i	300ix	500ix
A	1695	1695	1970	1970	1860	1860	2230
B	580	580	580	580	650	650	700
C	99	99	99	99	107	107	267
D	-	215	-	215	-	236	347
E	-	706	-	706	-	636	862
F	-	-	840	840	787	787	975
G	1044	1044	1343	1343	1187	1187	1400
H	1180	1180	1475	1475	1330	1330	1505
I	286	286	286	286	286	286	286
J ø	160/190	160/190	160/190	160/190	160/190	160/190	160/190

Equipment: **200i/200ix/270i/270ix**

Equipment: **300i/300ix**

Equipment: **500ix**



This flyer has been created for information purposes only and does not constitute a contractual offer for ENERGIE EST Lda.. The ENERGIE EST Lda. has compiled the contents of this flyer to the best of its knowledge. No express or implied guarantee is given regarding the completeness, accuracy, reliability or fitness for a particular purpose of its content and the products and services it presents. Specifications are subject to change without notice. ENERGIE EST Lda. explicitly rejects any direct or indirect damages, in its broadest sense, resulting from or related to the use and/or interpretation of this flyer.  
R6V0/2024



Project co-financed by:



Zona Industrial de Laúndos  
Lote 48, 4570-311 Laúndos  
Póvoa de Varzim, Portugal  
**EMAIL** [energie@energie.pt](mailto:energie@energie.pt)  
**SITE** [www.energie.pt](http://www.energie.pt)

Follow us on:



Authorized dealer