



ECO XL

Thermodynamic Solar Solution to heat domestic water for industrial use

Equipment with 6 to 40 solar panels.
Capacities of 1000 to 6000 litres.
Polywarm or Stainless Steel Cylinders

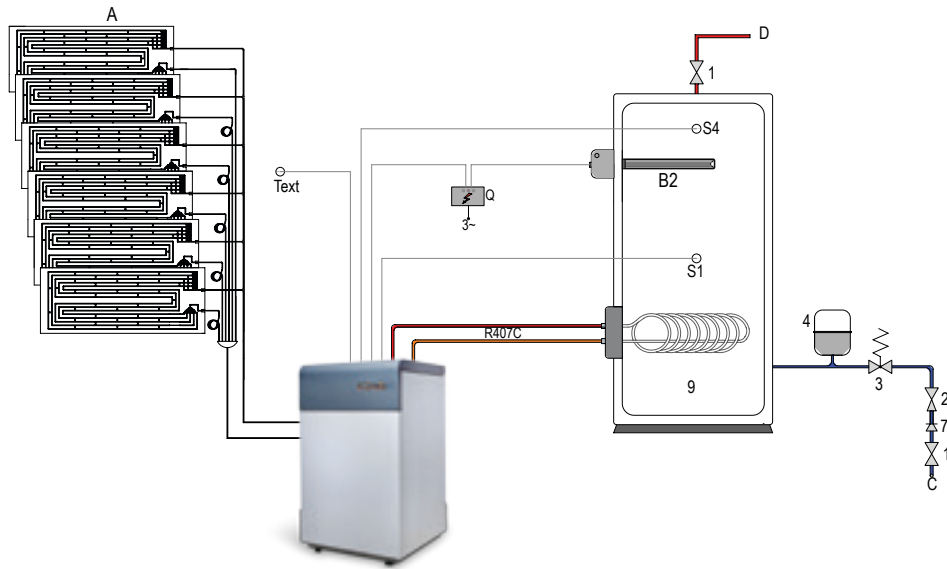
ECO XL



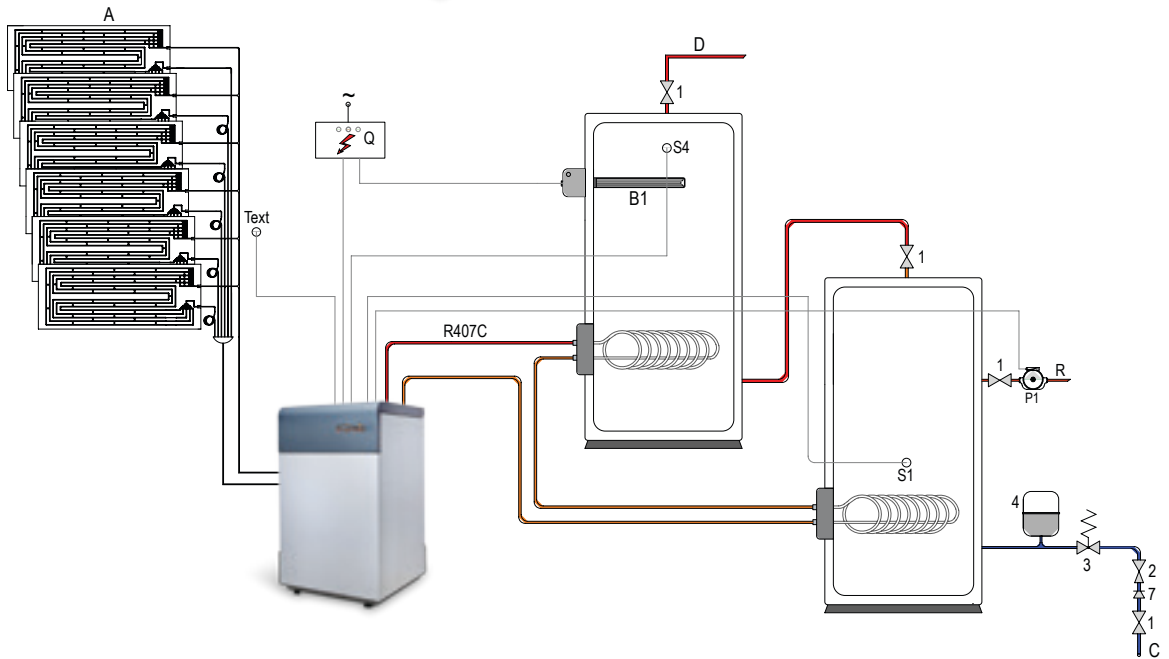
ECO XL

The Thermodynamic Solar Solutions aimed at heating domestic water for industrial use have enough versatility in order for their application to meet the needs of the case at hand.

ECO XL
Standard Installation



ECO XL
Installation with
2 Cylinders
in Series



1 Shut-off Valve	7 Check Valve (non-return)	D Hot Water Outlet	Text Outside Thermostat
2 Pressure Reducer	9 Thermal Storage	P1 Circulating Pump 1	B1 Resistance Kit (Support)
3 Security Valve	A Thermodynamic Solar Panels	S1 Temperature Sensor S1	B2 Resistance Kit (Support)
4 Expansion Valve	C Cold Water Inlet	S4 Temperature Sensor S4	Q Control Box

Choose your model



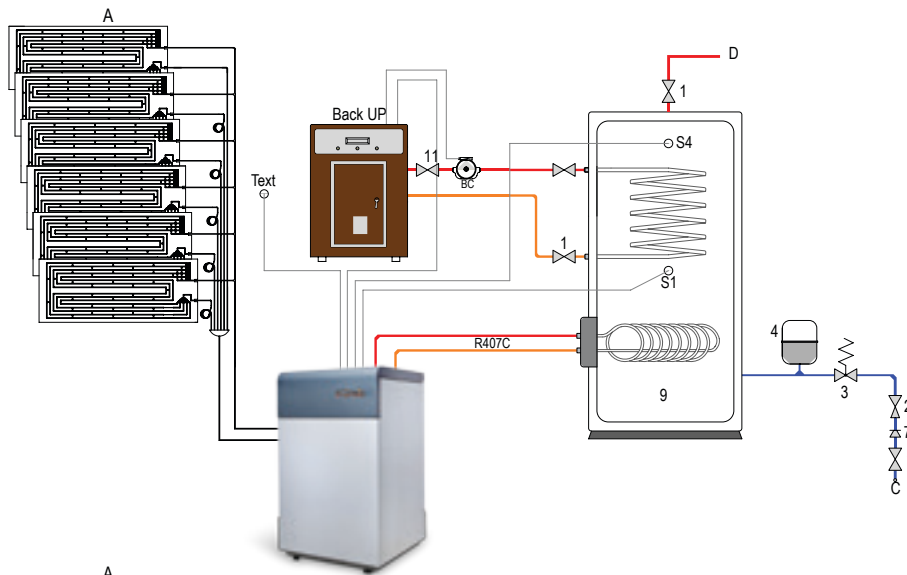
Example

ECO 3000 WXD 28 T ECO of 3000 litre capacity with 2 Polywarm cylinders with a high productivity exchanger, 28 panels, three-stage version.

It is also in thinking about the needs of the professionals in this sector that we make an ample range of equipment available so that any new or existing installation is no longer a challenge and is simplified. The focus is always on economy and efficiency.

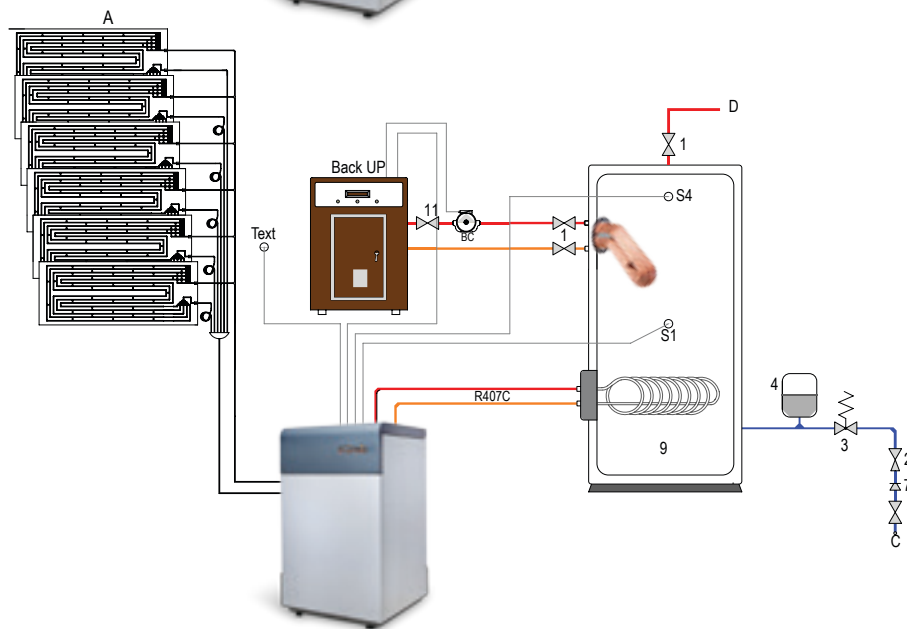
ECO XL

Stainless Steel Cylinder Installation with Boiler support



ECO XL

Polywarm Steel Cylinder Installation with Boiler Support



1 Shut-off Valve	7 Check Valve (non-return)	D Hot Water Outlet	BC Boiler Circulator Pump
2 Pressure Reducer	9 Thermal Storage	S1 Temperature Sensor S1	CA Boiler (Support)
3 Security Valve	A Thermodynamic Solar Panels	S4 Temperature Sensor S4	
4 Expansion Valve	C Cold Water Inlet	Text Outside Thermostat	

ECO XL

- 1 Model**
Eco XL
- 2 Capacity (litres)**
1000, 1500, 2000, 3000, 4000 or 6000 litres
- 3 Cylinder Material**
w (Polywarm)
i (Stainless)

- * 4 Supplementary Coils (Stainless Cylinders) or High Productivity Exchanger (Polywarm Cylinder)**
X (optional)
- * 5 2 Cylinders**
D (Available in models Eco 2000, Eco 3000, Eco 4000 e Eco 6000) (optional)

- 6 Number of Solar Panels that make up the system**
- 7 S** Single-phase
T Three-phase

* Optional and when applicable
8888 Represents the capacity of equipment

HOTELS, HOSPITALS, SCHOOLS, SPORTS HALLS, INDUSTRY WITH **DOMESTIC ECONOMY**



MINIMUM OF CO2 EMISSIONS (KYOTO PROTOCOL)

- POSSIBILITY OF ADAPTING THE EXISTING INSTALLATION WITHOUT THE NEED FOR CIVIL CONSTRUCTION WORKS
- HEAT IS CAPTURED THROUGH SOLAR RADIATION, ENVIRONMENT TEMPERATURE, RAIN, WIND AND EVEN SNOW
- THE HEAT PRODUCED ON COLDER DAYS, EVEN AT NIGHT IS SUFFICIENT TO ATTAIN THE WATER TEMPERATURE DESIRED.
- THE SOLAR PANELS ARE LIGHT, DISCREET AND HAVE VERSATILITY IN TERMS OF WHERE TO PUT THEM.
- THE ENERGY CONSUMPTION OF THE EQUIPMENT IS REDUCED DUE TO A VERY EFFICIENT COMPRESSOR



- 1 Magnesium Anode
- 2 High density insulation
- 3 DHW Cylinder
- 4 Copper water/water heat exchanger
- 5 Finned tube heat exchanger
- 6 Outside coating
- 7 Water/water serpentine heat exchanger



ECO XL

Versions with 1 or 2 Cylinders

Polywarm or Stainless Steel Cylinders with finned tube heat exchanger

With or without water/water heat exchanger

Equipment from 6 up to 40 thermodynamic solar panels

Capacities from 1000 up to 6000 litres

- 3rd GENERATION SOLAR ENERGY
- SOLAR HOT WATER UP TO 60°C AVAILABLE
- ALMOST NON-EXISTENT MAINTENANCE
- UP TO 3 CYCLES OF HOT WATER REPLACEMENT SYSTEM CAPACITY PER DAY



Check warranty conditions

Thermodynamic Solar Systems for Large Volumes of Domestic Hot Water with a Cylinder



ECO **8888 W 88**

1000 to 2000



- 1 Polywarm Cylinder with Simple Flange
- 1 High Efficiency Finned Tube Heat Exchanger
- 1 Solar Block



ECO **8888 WX 88**

1000 to 2000



- 1 Polywarm Cylinder with Double Flange
- 1 High Efficiency Finned Tube Heat Exchanger
- 1 Water/Water Copper Heat Exchanger
- 1 Solar Block



ECO **8888 I 88** e ECO **8888 IX 88**

1000 to 2000



- 1 Stainless Steel Cylinder with Simple Flange
- 1 High Efficiency Finned Tube Heat Exchanger
- Optional Water/Water Serpentine Heat Exchanger
- 1 Solar Block

Model	Litres	Solar Block
Eco 1000	1000	6
Eco 1500	1500	12
Eco 2000	2000	12, 16

8888 Represents the capacity of the equipment
88 Represents the number of panels

Thermodynamic Solar Systems for Big Volumes of Domestic Hot Water with two Cylinders



ECO 8888 WD 88

2000 to 6000



- 2 Polywarm Cylinders with Simple Flange
- 2 High Productivity Helical Exchangers in Copper (Fridge Liquid)
- 1 Solar Block



ECO 8888 WXD 88

2000 to 6000



- 1 Polywarm Cylinder with Simple Flange
- 1 Polywarm Cylinder with Double Flange
- 2 High Efficiency Finned Tube Heat Exchangers
- 1 Water/Water Copper Heat Exchanger
- 1 Solar Block



ECO 8888 ID 88 e ECO 8888 IXD 88

2000 to 6000



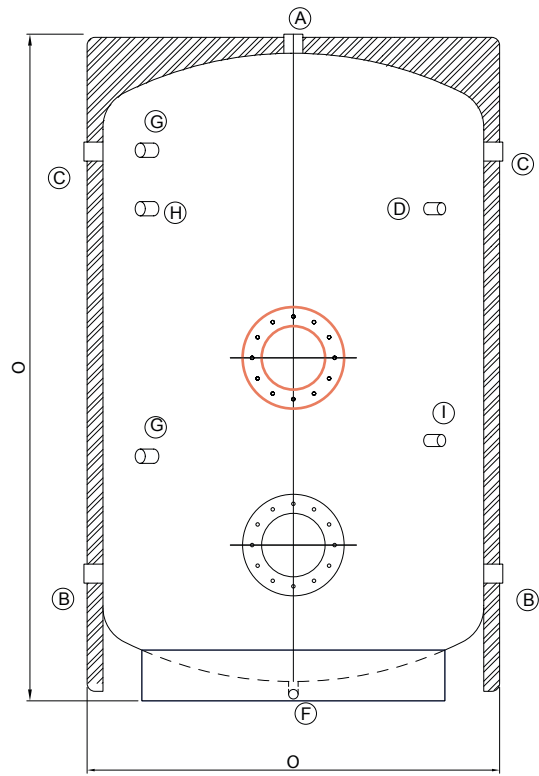
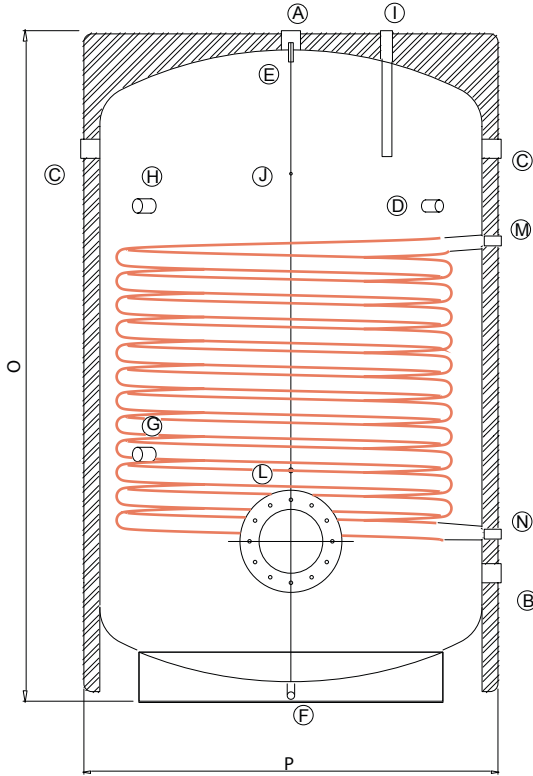
- 2 Stainless Steel Cylinders with Simple Flange
- 2 High Efficiency Finned Tube Heat Exchangers
- Optional Water/Water Serpentine Heat Exchanger
- 1 Solar Block

Model	Litres	Solar Block
Eco 2000	2x1000	12, 16
Eco 3000	2x1500	16, 28
Eco 4000	2x2000	28
Eco 6000	2x3000	40

8888 Represents the capacity of the equipment
 88 Represents the number of panels

STAINLESS Cylinder

POLYWARM Cylinder



— According to model selected

Letter	1000 l Stainless Polywarm	1500 l Stainless Polywarm	2000 l Stainless Polywarm	3000 l Stainless Polywarm
A	1"1/4 F 1"1/2 F	1"1/2 F 2" F	2" F 2" F	2" F 2" F
B	1"1/4 F 1"1/2 F	1"1/2 F 1"1/2 F	2" F 2" F	2" F 2" F
C	1"1/4 F 1"1/2 F	1"1/2 F 1"1/2 F	2" F 2" F	2" F 2" F
D	1"1/4 F -	1"1/4 F 1"1/4 F	1"1/4 F 1"1/4 F	1"1/4 F 1"1/4 F
E	1/2" F -	1/2" F -	1/2" F -	1/2" F -
F	1" F 3/4" F	1" F 1" F	1" F 1" F	1" F 1" F
G	1/2" F 1/2" F	1/2" F 1/2" F	1/2" F 1/2" F	1/2" F 1/2" F
H	1/2" F 2" F	1/2" F 2" F	1/2" F 2" F	1/2" F 2" F
I	1" F 1"1/4 F	1"1/4 F 1"1/4 F	1"1/4 F 1"1/4 F	1"1/4 F 1"1/4 F
J	1/2" F -	1/2" F -	1/2" F -	1/2" F -
L	1/2" F -	1/2" F -	1/2" F -	1/2" F -
M	1"1/4 F -	1"1/4 F -	1"1/4 F -	1"1/4 F -
N	1"1/4 F -	1"1/4 F -	1"1/4 F -	1"1/4 F -
O	2010mm 2192mm	2100mm 2497mm	2160mm 2574mm	2300mm 2917mm
P	930mm 950mm	1140mm 1050mm	1300mm 1200mm	1500mm 1350mm

Note: Technical drawing of the Solar Block on page 54

DURATION OF THE HEATING CYCLE

Average period of time necessary for the **total volume** of water in the equipment to reach the desired temperature*



*A7/W10-W50

Model	Units	Eco 1000	Eco 1500	Eco 2000	Eco 3000	Eco 4000	Eco 6000
Solar Panels	Nb.	6	12	12/16	16/28	28	40
Nominal Capacity	l	1000	1500	2000	3000	4000	6000
Maximum Thermal Power	W	7500	16580	16580 / 24210	24210 / 38220	38220	54600
Power Consumption	W	1230	2010	2010 / 3210	3210 / 5650	5650	8450
Thermal storage	Nb.	1	1	1 ou 2	1 ou 2	2	2
Users*	Nb.	22	34	45	68	90	135

*Considering an average consumption of 50 litres / persons.day

Polywarm Cylinders

Name	Nominal Capacity	Cylinder	Panels	Coil	Electrical Supply*
Eco 1000W6	1000	Polywarm	6	No	S/T
Eco 1000WX6	1000	Polywarm	6	Yes	S/T
Eco 1500W12	1500	Polywarm	12	No	S/T
Eco 1500WX12	1500	Polywarm	12	Yes	S/T
Eco 2000W12	2000	Polywarm	12	No	S/T
Eco 2000WX12	2000	Polywarm	12	Yes	S/T
Eco 2000WD12	2 × 1000	Polywarm	12	No	S/T
Eco 2000WXD12	2 × 1000	Polywarm	12	Yes	S/T
Eco 2000W16	2000	Polywarm	16	No	S/T
Eco 2000WX16	2000	Polywarm	16	Yes	S/T
Eco 2000WD16	2 × 1000	Polywarm	16	No	S/T
Eco 2000WXD16	2 × 1000	Polywarm	16	Yes	S/T
Eco 3000W16	3000	Polywarm	16	No	S/T
Eco 3000WX16	3000	Polywarm	16	Yes	S/T
Eco 3000WD16	2 × 1500	Polywarm	16	No	S/T
Eco 3000WXD16	2 × 1500	Polywarm	16	Yes	S/T
Eco 3000W28	3000	Polywarm	28	No	T
Eco 3000WX28	3000	Polywarm	28	Yes	T
Eco 3000WD28	2 × 1500	Polywarm	28	No	T
Eco 3000WXD28	2 × 1500	Polywarm	28	Yes	T
Eco 4000WD28	2 × 2000	Polywarm	28	No	T
Eco 4000WXD28	2 × 2000	Polywarm	28	Yes	T
Eco 6000WD40	2 × 3000	Polywarm	40	No	T
Eco 6000WXD40	2 × 3000	Polywarm	40	Yes	T

Stainless Steel Cylinders

Name	Nominal Capacity	Cylinder	Panels	Coil	Electrical Supply*
Eco 1000I6	1000	Stainless	6	No	S/T
Eco 1000IX6	1000	Stainless	6	Yes	S/T
Eco 1500I12	1500	Stainless	12	No	S/T
Eco 1500IX12	1500	Stainless	12	Yes	S/T
Eco 2000I12	2000	Stainless	12	No	S/T
Eco 2000IX12	2000	Stainless	12	Yes	S/T
Eco 2000ID12	2 × 1000	Stainless	12	No	S/T
Eco 2000IXD12	2 × 1000	Stainless	12	Yes	S/T
Eco 2000I16	2000	Stainless	16	No	S/T
Eco 2000IX16	2000	Stainless	16	Yes	S/T
Eco 2000ID16	2 × 1000	Stainless	16	No	S/T
Eco 2000IXD16	2 × 1000	Stainless	16	Yes	S/T
Eco 3000I16	3000	Stainless	16	No	S/T
Eco 3000IX16	3000	Stainless	16	Yes	S/T
Eco 3000ID16	2 × 1500	Stainless	16	No	S/T
Eco 3000IXD16	2 × 1500	Stainless	16	Yes	S/T
Eco 3000I28	3000	Stainless	28	No	T
Eco 3000IX28	3000	Stainless	28	Yes	T
Eco 3000ID28	2 × 1500	Stainless	28	No	T
Eco 3000IXD28	2 × 1500	Stainless	28	Yes	T
Eco 4000ID28	2 × 2000	Stainless	28	No	T
Eco 4000IXD28	2 × 2000	Stainless	28	Yes	T
Eco 6000ID40	2 × 3000	Stainless	40	No	T
Eco 6000IXD40	2 × 3000	Stainless	40	Yes	T

*S - Single-Phase / T - Three-Phase